

prestige

Fully Condensing Water Boiler

TriangleTube

Engineering Submittal

Prestige Solo 60



Prestige Solo Features

- Light weight construction for wall mounting
- Approved for zero clearance to combustibles
- 2" PVC, CPVC venting up to 55 equivalent feet
- 3" PVC, CPVC, PP, or AL29-4C venting up to 100 equivalent feet
- Limited 10 year warranty on heat exchanger

Approvals

- 96% AFUE Efficiency
- ENERGY STAR Qualified
- ANSI Z21.13 and CSA 4.9 Boiler Standards Compliance
- ASME Boiler Certification – ASME "H" Stamp
- Low NOx operation exceeding SCQMD 2012 regulations

Stainless Steel Fire Tube Heat Exchanger

- 439 Stainless Steel heat exchanger construction
- Low pressure drop minimizes circulator size
- High water content provides stable temperature control
- Self cleaning flue ways reduce maintenance
- Suitable for use with propylene glycol up to 50% concentration.

TriMax Control System

- Graphical display with 6 navigation buttons
- EZ Setup allows quick and easy boiler settings adjustment
- Logging function records sensor readings for system optimization and troubleshooting
- Lockout screen includes a text description with basic troubleshooting information
- Outdoor temperature reset to maximize efficiency
- Two space heating call inputs with independent outdoor reset curves
- Domestic hot water priority with optional time-out
- Integrated cascade control for up to 6 Prestige boilers
- 0-10 VDC Modulation input
- Modbus building management system (BMS) interface
- Warm weather shutdown option
- Optional boiler freeze protection
- Capability to control up to 4 circulators
 - Central heating (CH) circulator
 - Domestic hot water (DHW) circulator
 - Auxiliary boiler circulator
 - System circulator

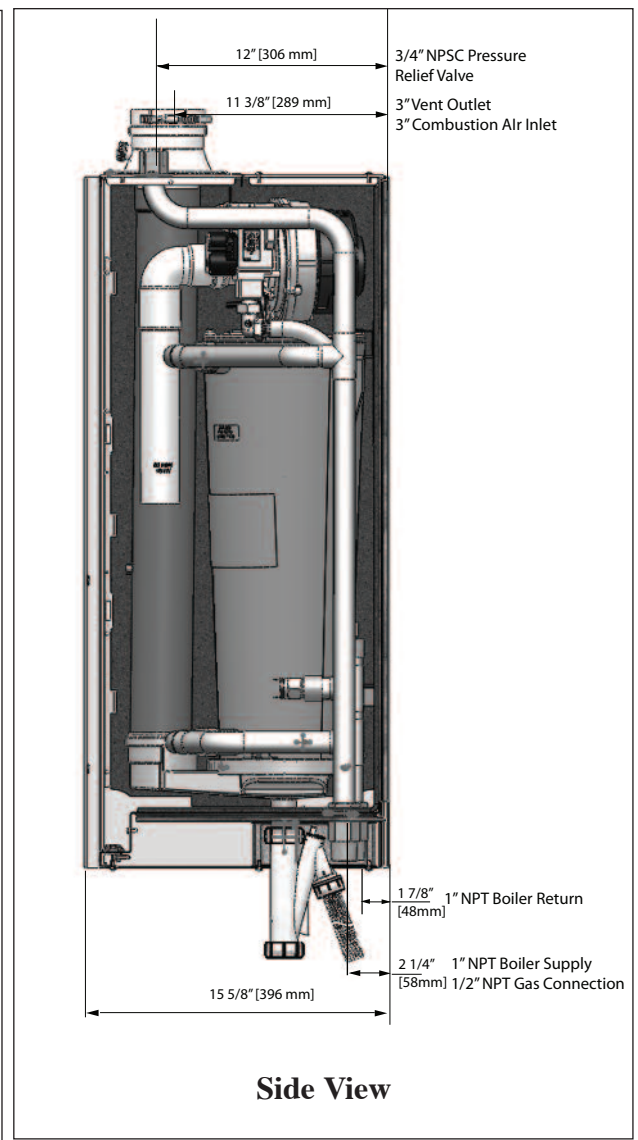
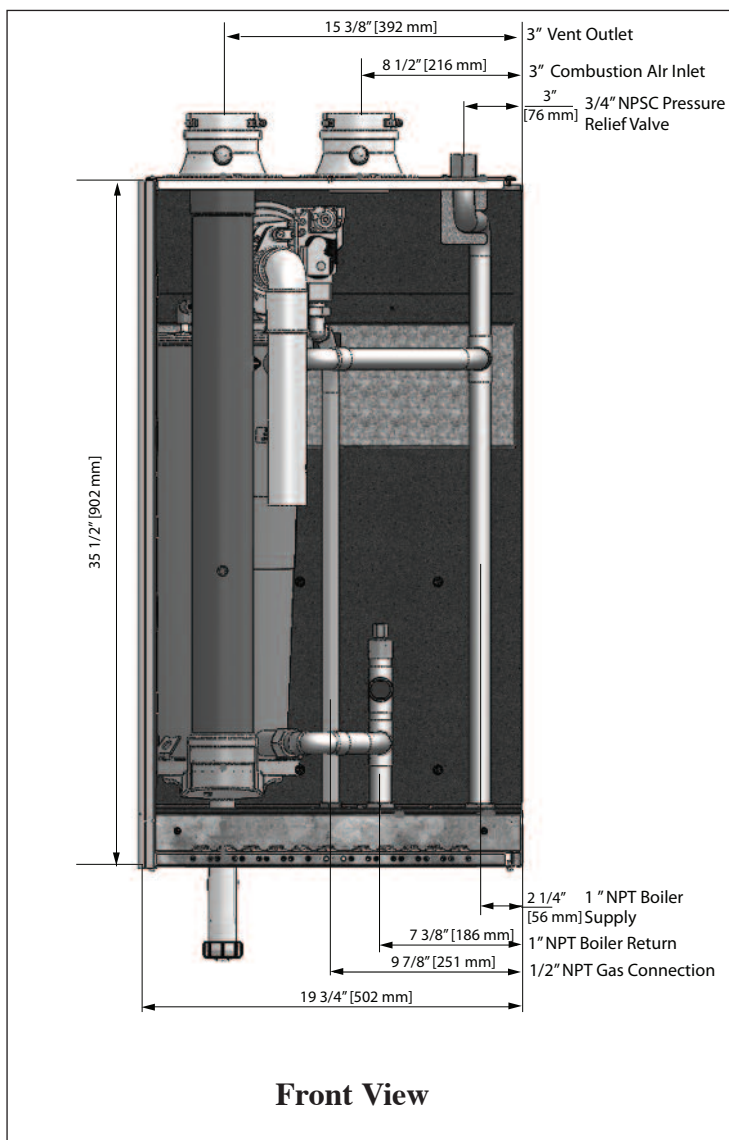
Standard Equipment

- Stainless steel premix burner
- Direct spark ignition with variable speed blower
- Full modulation from 25% to rated input
- Automatic air vent
- ASME 30 PSI pressure relief valve
- Integrated pressure and temperature gauge
- Outdoor temperature sensor
- Automatic low water cutoff feature
- High temperature limit safety control
- Line voltage terminal strip with individual fuses
- Low voltage terminal strip with removable jumpers for manual or automatic reset limits
- Swing down control panel for easy access and servicing
- Alarm contact
- Polypropylene condensate pan and internal flue pipe
- Polypropylene vent/air connections with test ports

Project / Location: _____ Date: _____

Consulting Engineer / Architect: _____

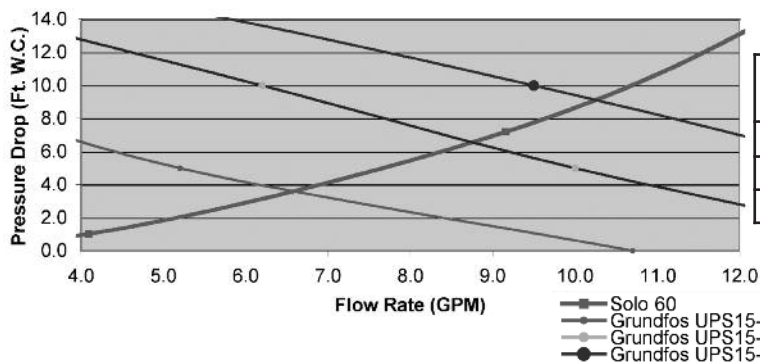
Mechanical Contractor: _____



Boiler Specifications

Model	Fuel	Input Modulation (MBH)	AFUE	DOE Heating Capacity MBH	Net I=B=R	Boiler Water Volume (gal)	Supply Return Connection	Gas Connection	Vent/Air Diameter	Weight Lbs
PT60	Natural or Propane Gas	16 - 60	96%	54	47	2.5	1"	1/2"	3"	95

Pressure Drop Curve vs Grundfos UPS 15-58-FC



Delta T	GPM	Available System Head (Feet)		
		Spd1	Spd2	Spd3
20	4.7	3.7	10.2	13.2
30	3.2	7.4	13.4	16.4
40	2.4	8.7	114.2	16.7